

A new Ballad of East and West

Market Monitoring based on Drug Checking in two cities in Austria

East-West-cooperation

Manuel Hochenegger

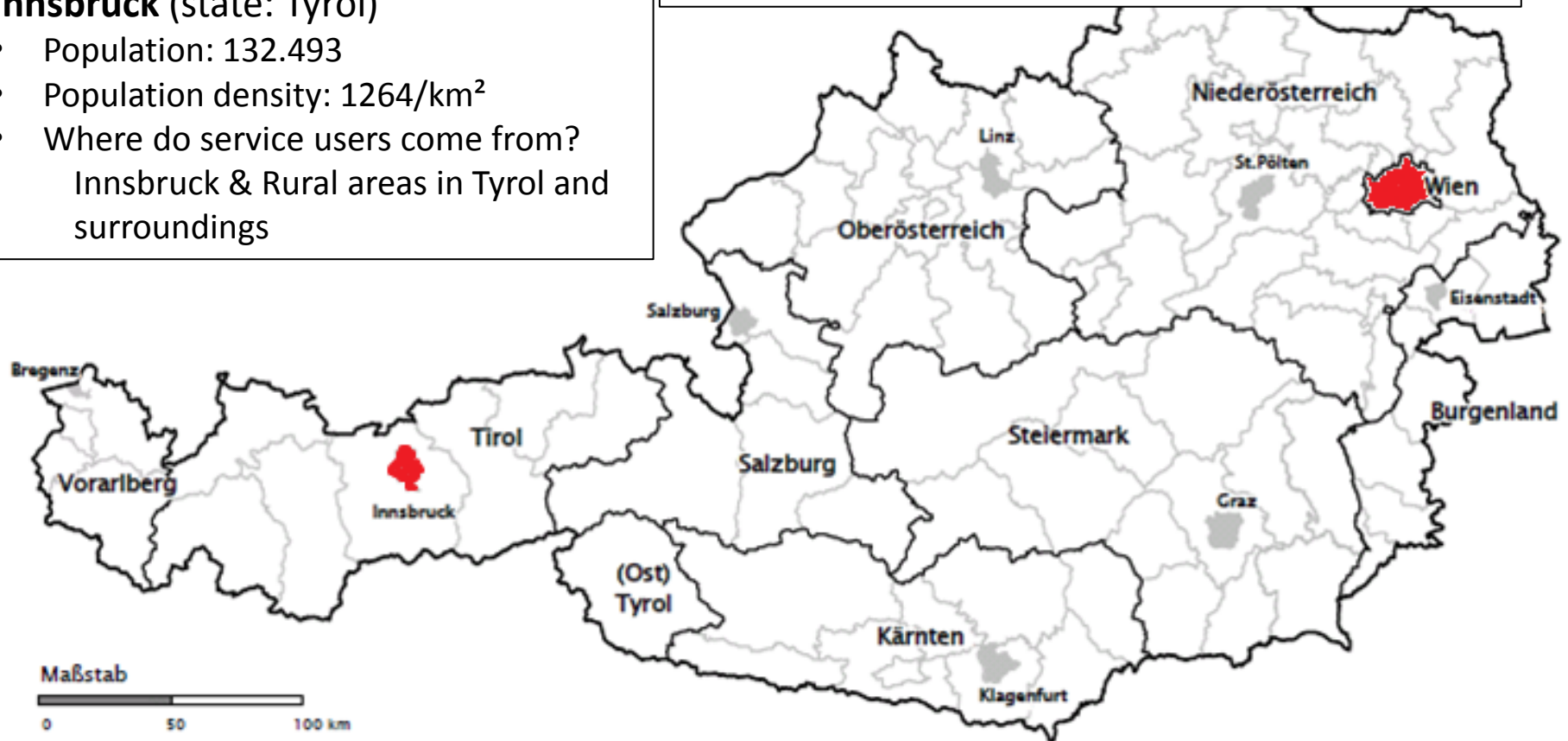
Alexandra Karden

Vienna (state: Vienna)

- Population: ca. 1,9 millions
- Population density: 4553/km²
- Where do service users come from?
Urban/metropolitan/city area; mostly Vienna

Innsbruck (state: Tyrol)

- Population: 132.493
- Population density: 1264/km²
- Where do service users come from?
Innsbruck & Rural areas in Tyrol and surroundings



Quelle und Darstellung: GÖG/ÖBIG



Drogenarbeit Z6 – Drug Checking is a scientific collaboration with



funded by:



 **Bundesministerium**
Arbeit, Soziales, Gesundheit
und Konsumentenschutz

**INNS'
BRÜCK**

checkit is a scientific collaboration of



funded by:



 **Bundesministerium**
Arbeit, Soziales, Gesundheit
und Konsumentenschutz



Stationary Integrated Drug Checking (IDC) in Innsbruck

Since 2014

Methods: GC/LC and MS

Samples: 909 tested samples (2014 – 2017)

Substance analysis: Innsbruck Medical University, *Institute of Legal Medicine and Core Facility Metabolomics*

Qualitative and quantitative results

Samples submission: every Monday 05.30 - 08.30pm

Notification of results: every Friday (f2f or online)

Mobile Integrated Drug Checking (IDC) in Vienna

Since 1997

Methods: UHPLC-DAD-MS, MALDI-IT-MSⁿ

Samples: ~1000/year

Substance analysis: Medical University of Vienna, *Clinical Institute for Laboratory Medicine / Mobile bus*

Qualitative and quantitative results

Sample submission: events



source: © Boran Ilic Fotografie

Further services

Drogenarbeit Z6	Checkit!
Face-2-face Information & counselling	face-2-face Information & counselling
	telephone Information & counselling
online Information & counselling	online Information & counselling
Legal advice	Legal advice
Workshops in youth centers and other youth services	Workshops (Homebase; schools)
Coachings for professionals working with consuming youth	Coachings for professionals working with consuming youth
Outdoor education (Canyoning, Climbing, Ski Tours, Rafting, etc.)	
MDA basecamp – Partywork	



East-West-cooperation

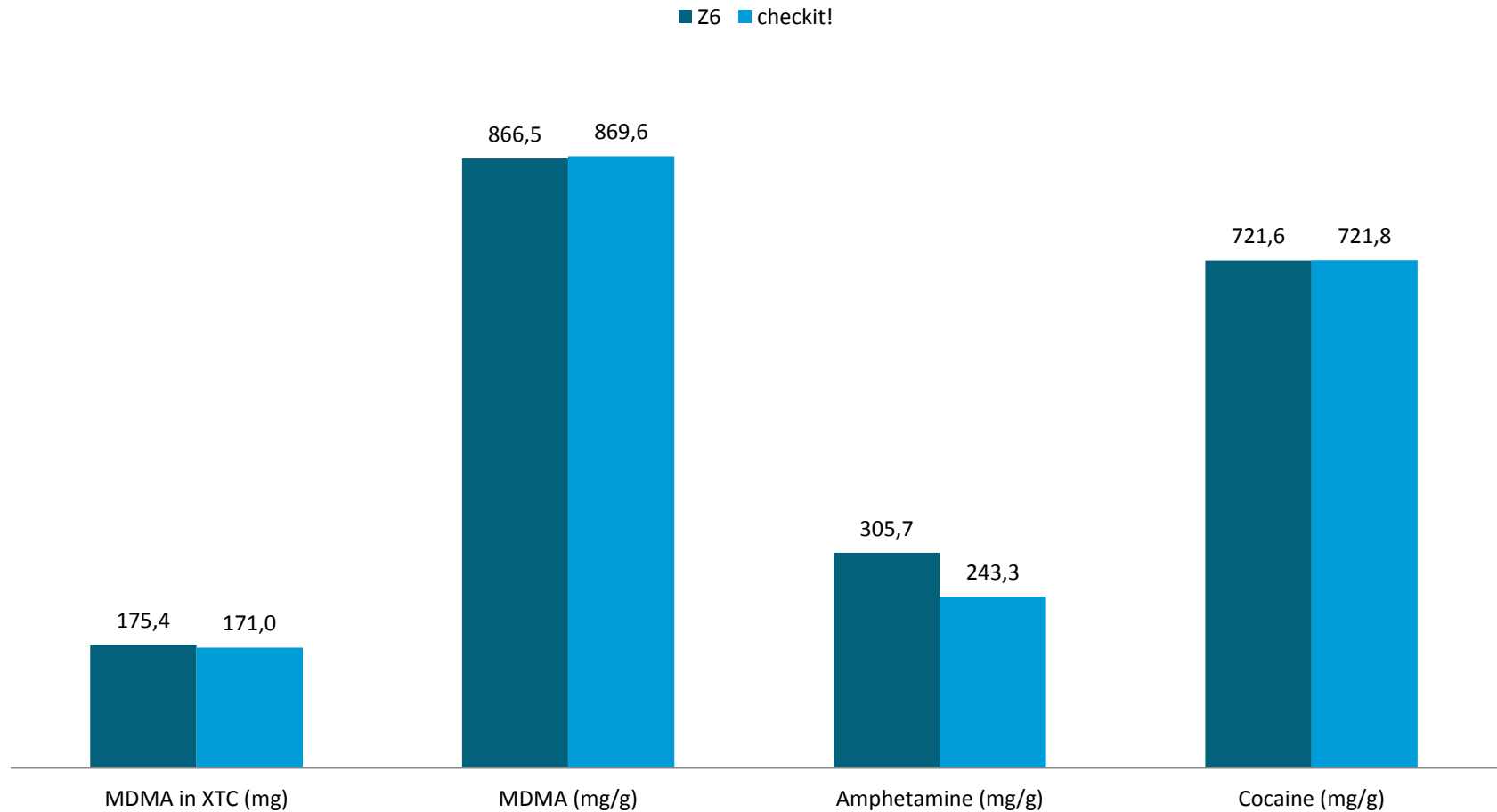
Founded in May 2017

Aims:

- identifying regional differences in drug markets, consumption patterns and trends
- establishing quality standards through in-depth exchange
- ensuring comparable data acquisition for future projects

Mean amount of MDMA in XTC tablets

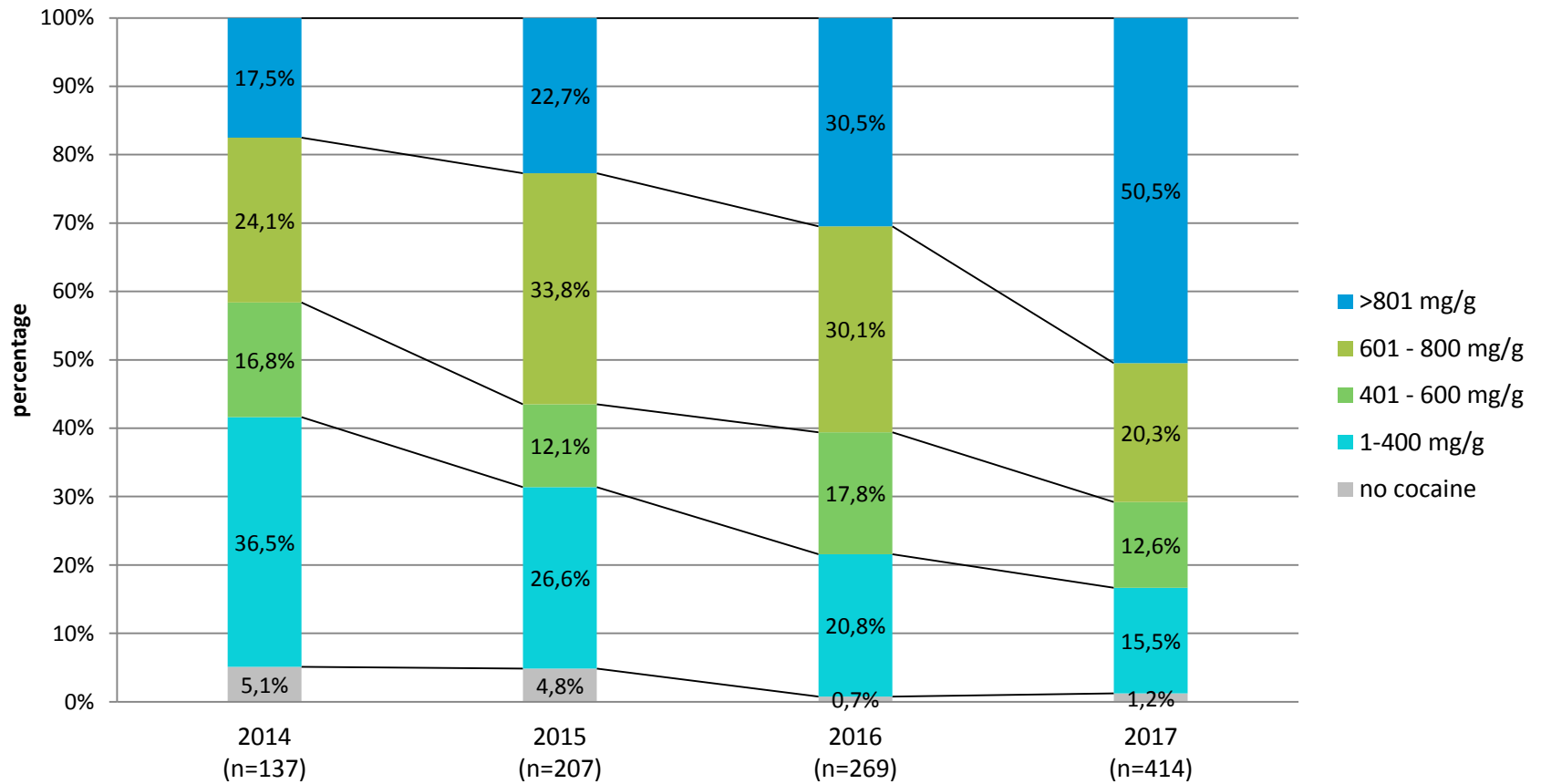
Mean purity of MDMA, Amphetamine, Cocaine (2017)



source: Drogenarbeit Z6 & checkit!, Suchthilfe Wien gGmbH

Cocaine purity

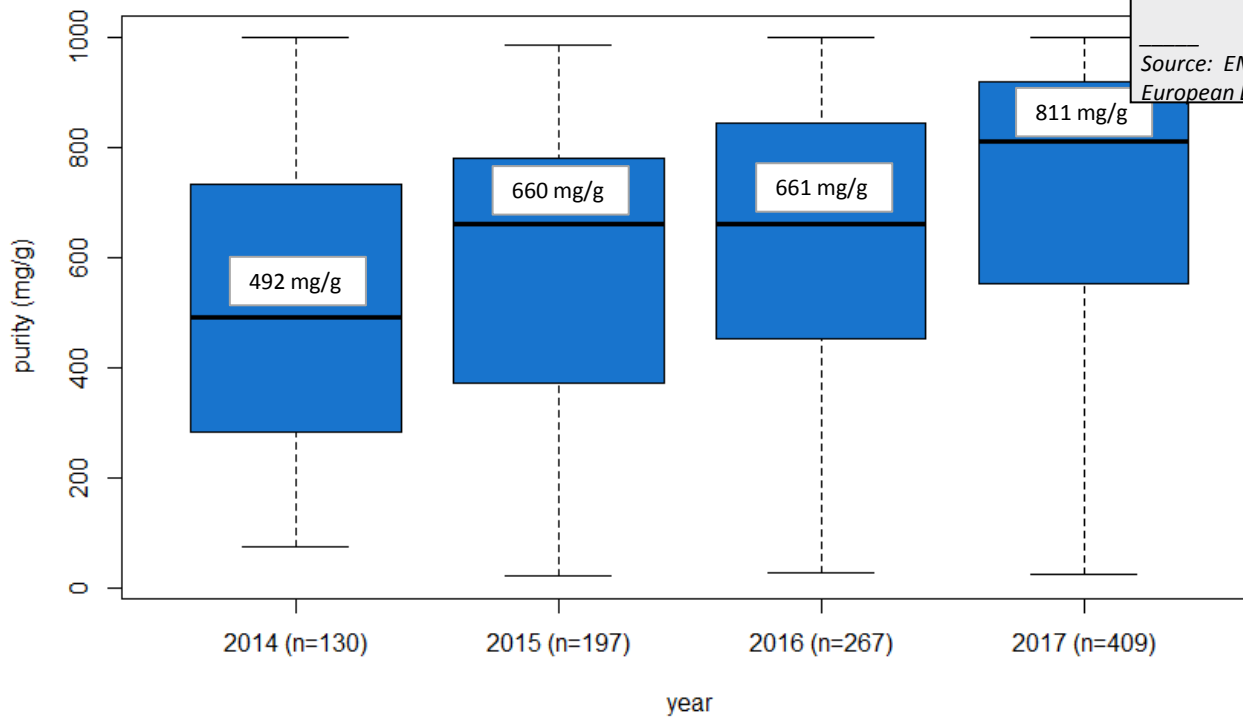
Z6 & checkit!: cocaine purity in cocaine samples 2014-2017



source: Drogenarbeit Z6 & checkit!, Suchthilfe Wien gGmbH

Cocaine purity and international comparison

Z6 & checkit!: Cocaine purity in cocaine samples 2014-2017



Purity (%)

78 %

51 %

36 %

15 %

Purity

(%)

84 %

51-73 %

40 %

Source: EMCDDA (2017),
European Drug Report

Source: EMCDDA (2018),
European Drug Report

source: Drogenarbeit Z6 & checkit!, Suchthilfe Wien gGmbH

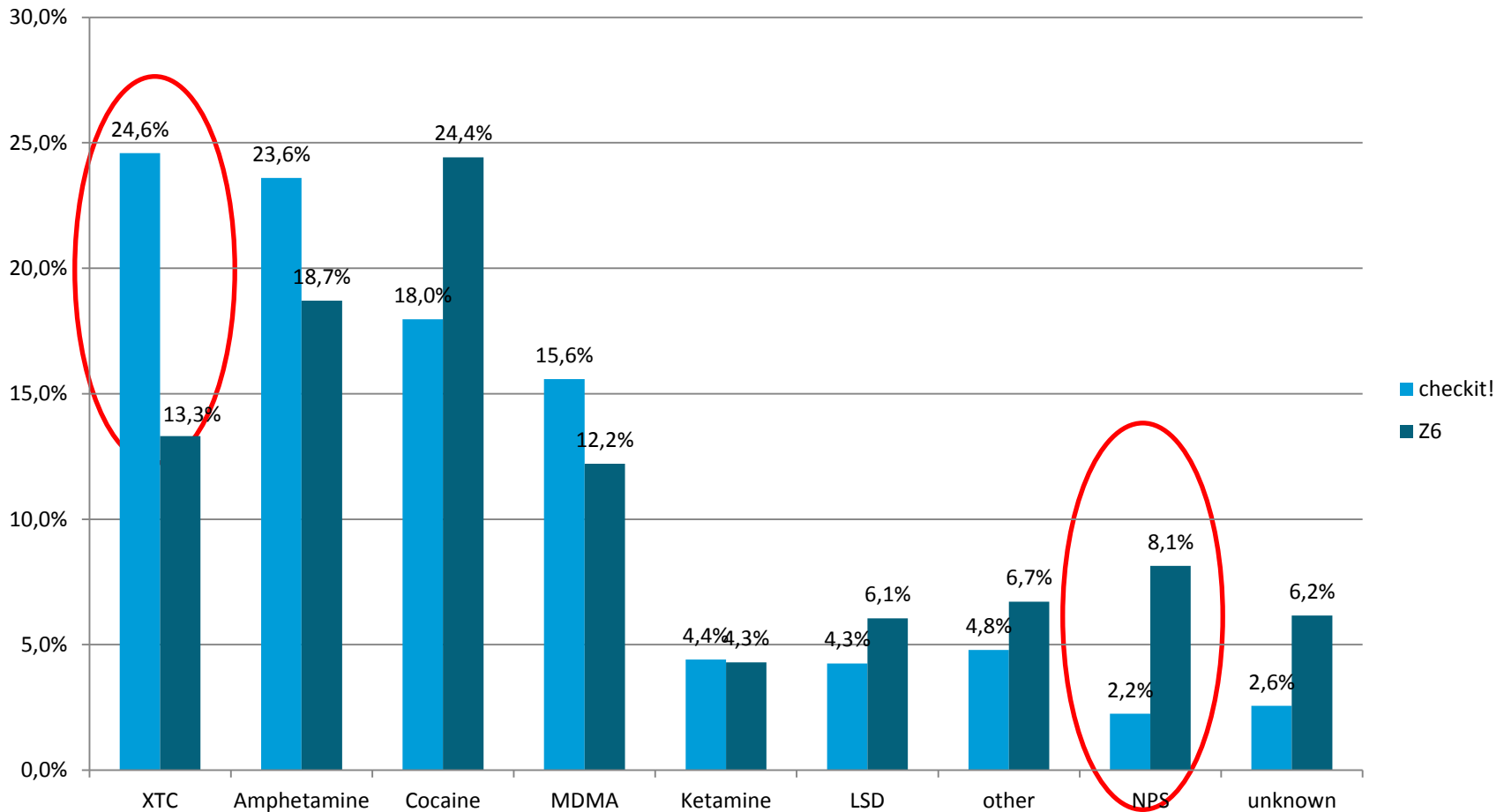
Austrian IDC

Differences based on service structure

	Mobile IDC	Stationary IDC
Threshold	Low: no previous intention for DC needed	High: previous intention for DC needed
Target group	Visitors of music events – mainly goa, techno; common consumer motivation → party	Wide range of target group / undetermined
Frequency of service offer	~ 12 times per year ~ Once a month	Once a week (mondays) + by arrangement
Number of substances submittable for analysis	Usually max. 2 samples per person	Unlimited (within budgetary limits)

Differences based on service structure

Presumed substances submitted for analysis (2014-2017)

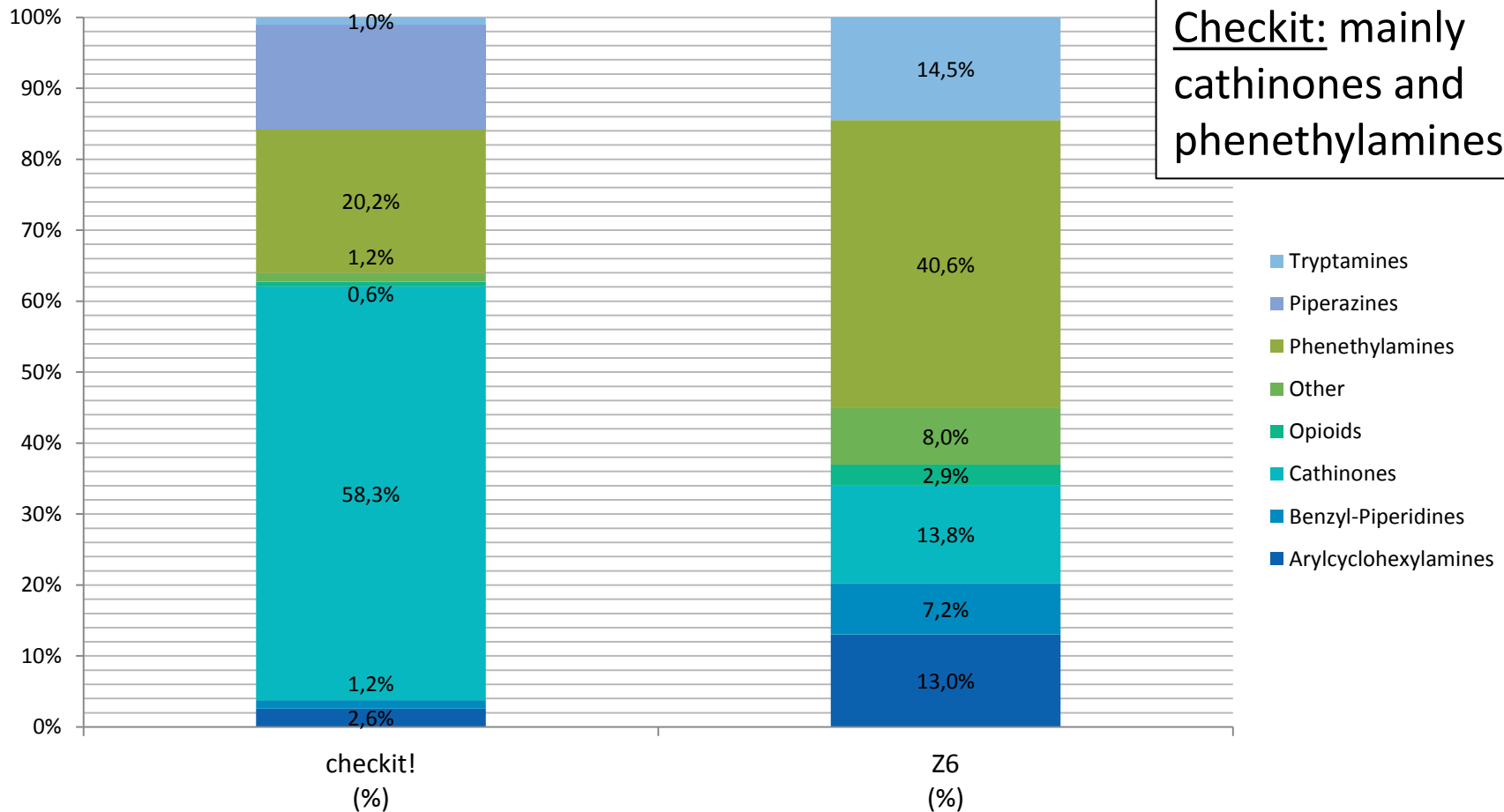


source: Drogenarbeit Z6 & checkit!, Suchthilfe Wien gGmbH

Differences based on service structure

Identified NPS groups (2014-2017)

Z6: greater variety
in NPS groups
Checkit: mainly
cathinones and
phenethylamines



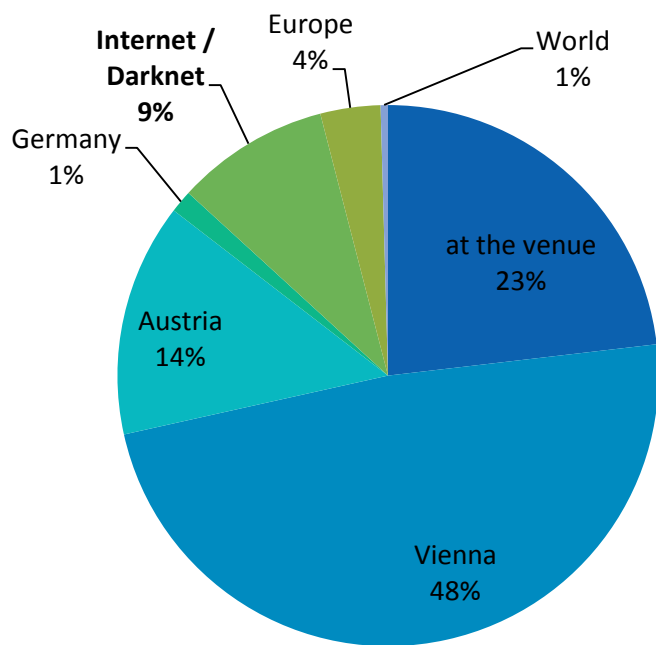
source: Drogenarbeit Z6 & checkit!, Suchthilfe Wien gGmbH

Differences based on region

Sources of purchase (2014-2017)

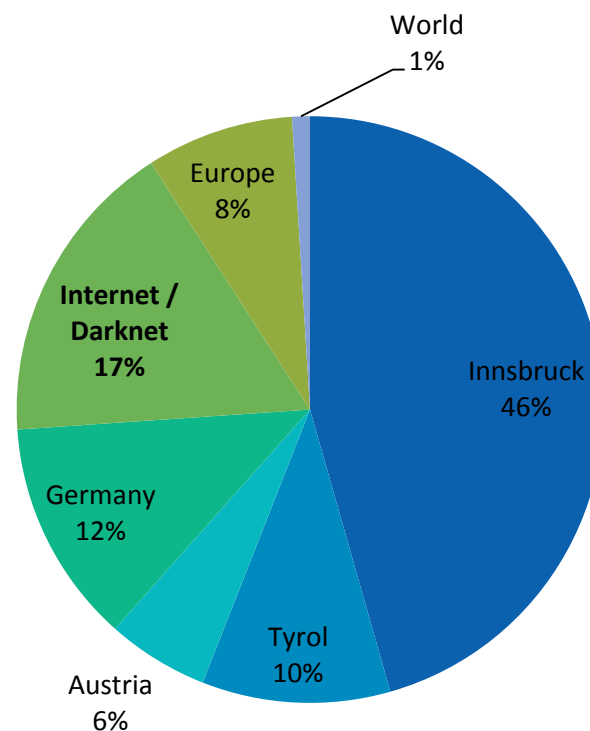
checkit!

(n=3.650)



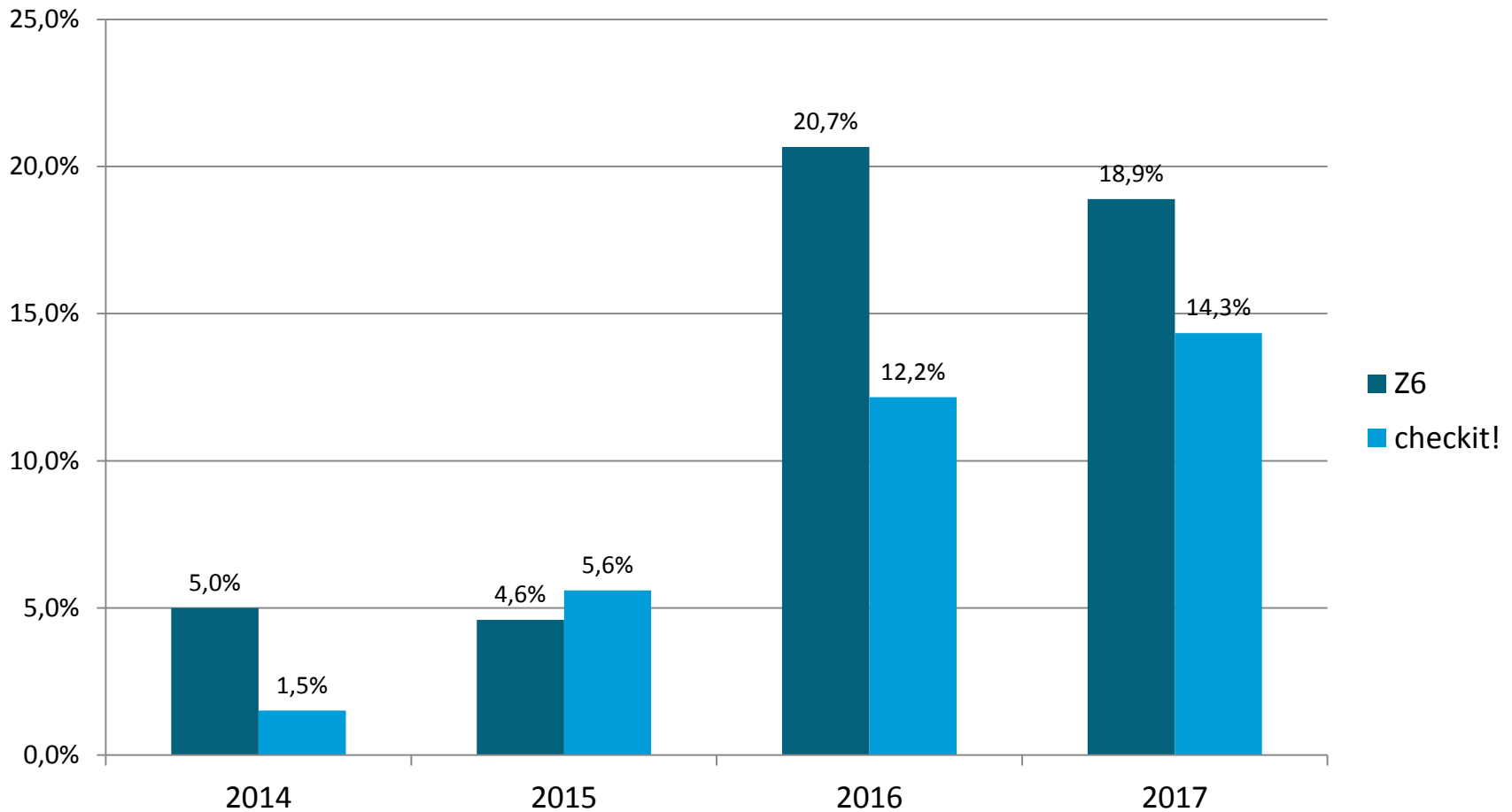
Z6

(n=713)



source: Drogenarbeit Z6 & checkit!, Suchthilfe Wien gGmbH

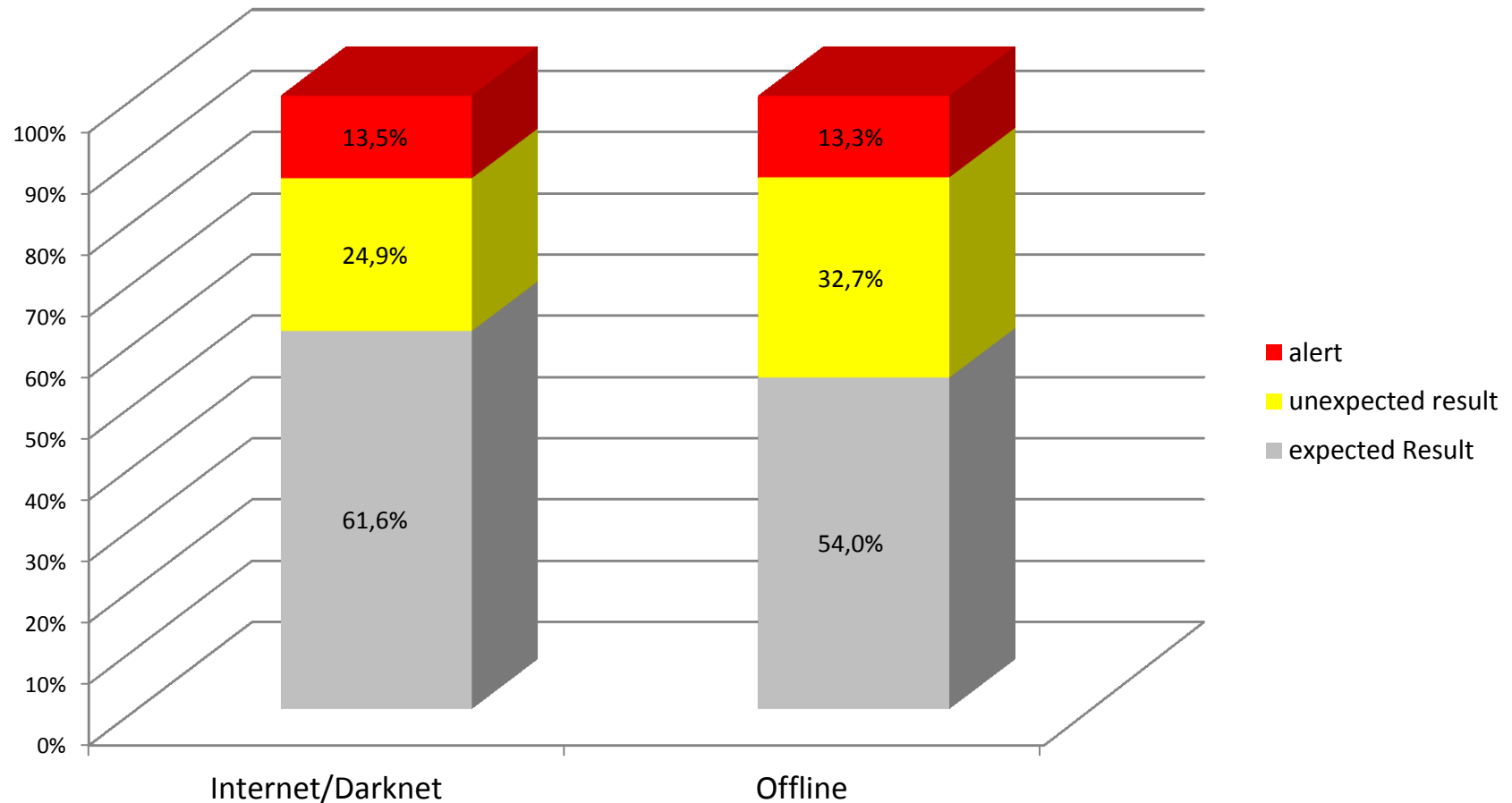
Darknet/Internet purchases (2014-2017)



source: Drogenarbeit Z6 & checkit!, Suchthilfe Wien gGmbH

Z6 and checkit!

Result categorization by source of purchase (2014-2017)



source: Drogenarbeit Z6 & checkit!, Suchthilfe Wien gGmbH

Conclusions

- Market Monitoring by Austrian drug checking services comparable and within European trends
- Differences between stationary and mobile drug checking result in different presumed and identified substances
 - Checkit! → more stimulants submitted for analysis
 - Z6 → more NPS submitted for analysis
 - Checkit! → NPS: more Phenethylamines and Cathinones
- Regional differences lead to differences in sources of purchase
 - Z6 → Internet & Darknet more often sources of purchase
- Open questions remain and need further investigation

Thank you for your attention!

Manuel Hochenegger
Alexandra Karden
Herbert Oberacher
Anton Luf

Literature

- European Monitoring Centre for Drugs and Drug Addiction (2018), *European Drug Report 2018: Trends and Developments*, Publications Office of the European Union, Luxembourg.
- European Monitoring Centre for Drugs and Drug Addiction (2017), *European Drug Report 2017: Trends and Developments*, Publications Office of the European Union, Luxembourg.
- Weigl, Marion; Anzenberger, Judith; Busch, Martin; Grabenhofer-Eggerth, Alexander; Horvath, Ilonka; Schmutterer, Irene; Strizek, Julian; Türscherl, Elisabeth (2016): Bericht zur Drogensituation 2016. Gesundheit Österreich, Wien.

Prices

